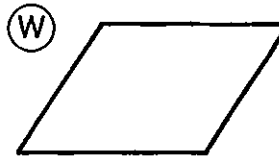

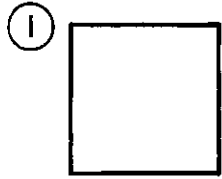
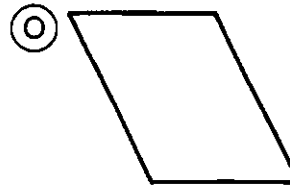
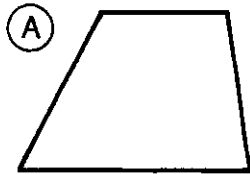


Can a Polar Bear Go On a Safari?

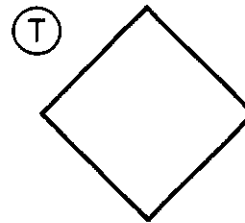
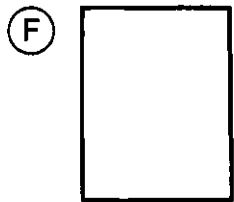
Write the name that best describes each quadrilateral. (Put each quadrilateral in the smallest or most exact class to which it belongs.) Write the letter of the exercise in the box containing the number of the answer.



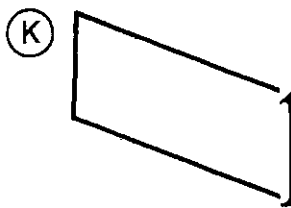
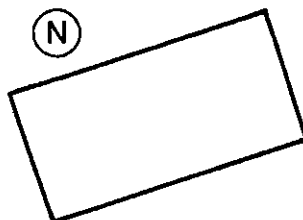
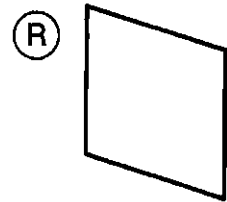
- (2) rectangle
- (15) trapezoid
- (10) square
- (18) parallelogram



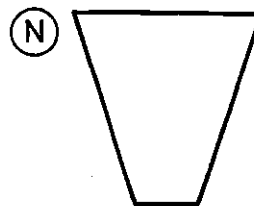
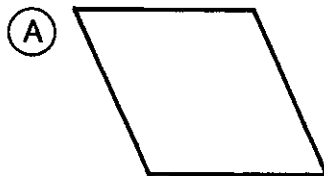

- (9) rectangle
- (6) trapezoid
- (17) parallelogram
- (11) rhombus



- (3) square
- (13) trapezoid
- (4) parallelogram
- (7) rectangle



- (15) parallelogram
- (1) rectangle
- (9) rhombus
- (12) trapezoid



- (16) trapezoid
- (5) square
- (14) rectangle
- (8) rhombus

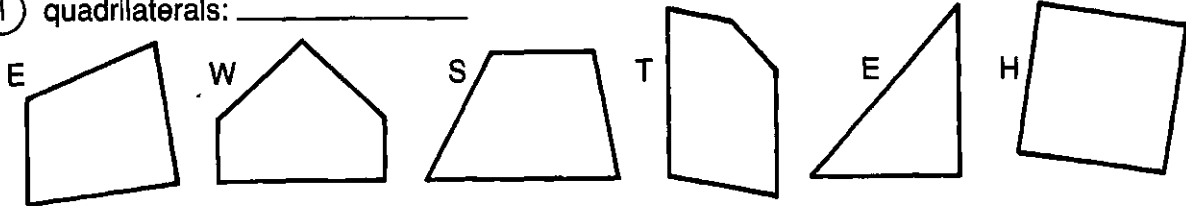
1	2	3	4	5	6	7	8	9	10	11	12	13	14	15	16	17	18
---	---	---	---	---	---	---	---	---	----	----	----	----	----	----	----	----	----

Why Was Cinderella Kicked Off the Baseball Team?

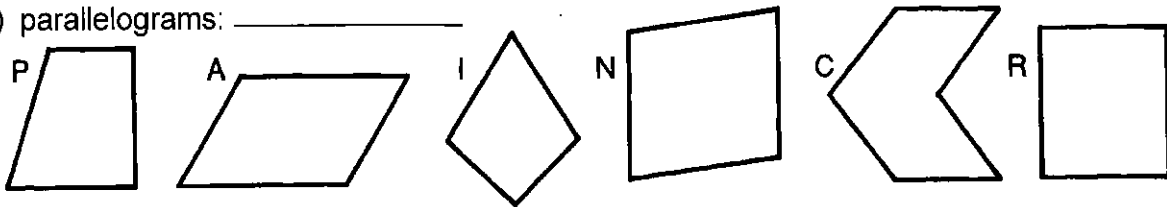
For each exercise, circle the letter of each figure that belongs in the category named. Arrange these letters to form a word. Then write this word on the line next to the name of the category.

(You may assume the following: sides that appear parallel are parallel; sides that appear perpendicular are perpendicular; sides that appear congruent are congruent.)

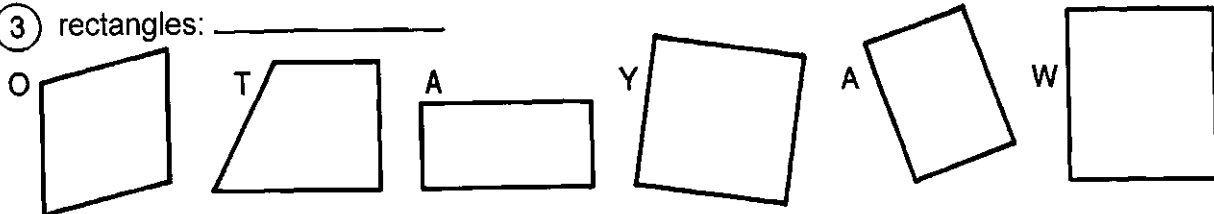
① quadrilaterals: _____



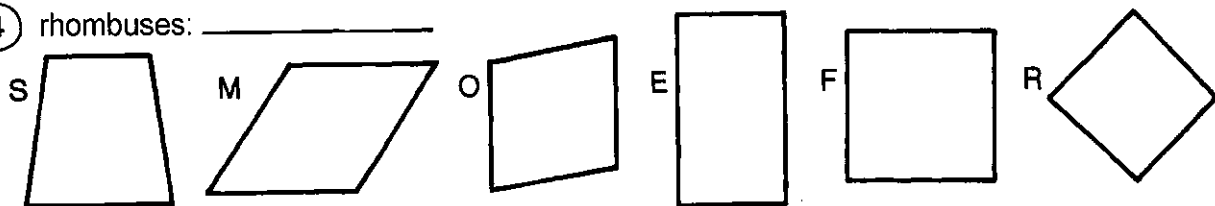
② parallelograms: _____



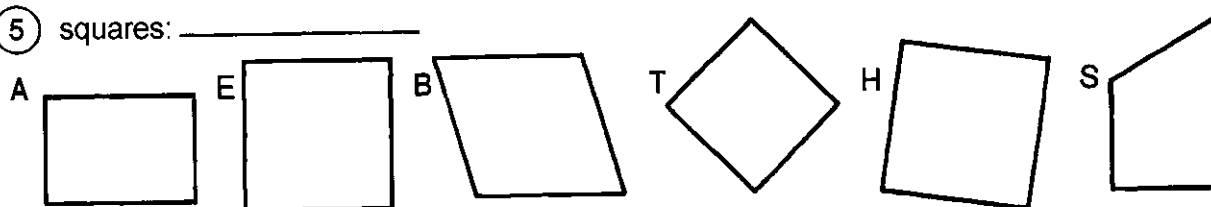
③ rectangles: _____



④ rhombuses: _____



⑤ squares: _____



⑥ trapezoids: _____

